


How to Use


- Just add `\usepackage{pocketmod}`
- Rearranges 8 pages on a sheet of paper, folded into a booklet
- Uses only a single side – ideal for recycling used paper!



1

How to Cut and Fold

- <http://www.pocketmod.com>
- <http://www.youtube.com/watch?v=IAb31rIeGZo>
- `\usepackage[showmarks]{pocketmod}` for guiding fold marks



3

9


Some Tips

- Try to keep your contents to 8 pages or less ; -)
- Use large fonts! They'll be scaled to $\frac{1}{8}$ the size.
 - `extsizes package`
 - KOMA-script classes allow arbitrary body font size
 - Liberal uses of `\Large`, `\huge` etc

4

5

Have fun!



- Daily planners
- Note pads, doodle sketchpads
- Conference/event itinerary handouts
- Prayer book/personal book of inspirational quotes
- Little books for little hands

Some Ideas

Creating PocketMods
with L^AT_EX

LianTze Lim

liantze@gmail.com